

SPTOOLS.COM


**NEW**



**★ USA SUMO**

**➤ RANGE CATALOGUE**





# ★ USA SUMO SERIES

# USA SUMO SERIES TOOL KITS

WIDE SERIES, LARGE DRAW COUNT WORKSHOP ROLLER CABINETS. POWERED TOP HUTCHES WITH BUILT-IN LIGHTING AND REAR PEGBOARD WALLS. FULL HEIGHT ROLLER DRAWER SIDE CABINETS.

## METRIC/SAE TOOL KIT

**NEW**

PRE-ORDER STOCK AVAILABLE  
NOVEMBER 2020

## METRIC/SAE TOOL KIT

### QUALITY WITHOUT COMPROMISE

We all know that in the USA, "BIGGER IS BETTER". The culture of mechanical technicians is no different. With that in mind SP Tools set about designing a new range of tool storage that would not only satisfy the USA market, but do it bigger and better.

- **DOUBLE WALL SUPER DUTY CONSTRUCTION** – all USA Sumo Series boxes use 1.5mm (14.5ga) steel construction as standard. That's more steel than like for like competitors
- **EXTRA HEIGHT** – technicians seem to be getting taller every generation. SP Tools has stepped it up and increased the head clearance height on our USA Sumo Series Hutches. We have set the new clearance at 1855mm (6'1").
- **ON-BOARD POWER** – charge and store all your cordless tools, lighting, and diagnostic equipment. SP Tools has created a unique on-board magnetic attachment system so you can move and use your power where ever you need.
- **SUPER DUTY CASTERS** – all USA Sumo Series storage system use the unique spring-loaded super duty caster. Each caster is capable of supporting 400kg.
- **SP MAX BBS DRAWER SLIDES** – the drawer slides in the new USA Sumo series have lifted us to a new level of capacity over and above our existing BBS. They are rated at 60kg per drawer and 120kg per drawer on the wider and deeper drawers
- **SP ONE-TOUCH CLIKLOK** – the new drawer retention system has an easy one touch single handed release and open function. The perfect combination to keep the drawers securely closed, but easy to open
- **UV POWDER COATING** – the USA Sumo Series uses the latest technology in Ultraviolet (UV) powder coating. We have combined the advantages of thermosetting powder coatings with those of liquid ultraviolet cure coating technologies.



SP EASY CREDIT EVA TOOL STORAGE

### 87" USA SUMO SERIES WORKSTATION TOOL KIT METRIC & SAE - 517 PIECE

COMBINED DIMENSIONS: 2200w x 622d x 1954h (mm)

#### STORAGE SOLUTION INCLUDES:

- Roller Cabinet - 13 Drawer
- Power Top Hutch - Shelf/Pegboard/Light/Power board
- Side Cabinet - 4 Roller Shelves/1 Fixed Shelf

### > 3 COLOUR OPTIONS



SP50800 BLACK/CHROME  
SP50800BL BLUE/BLACK  
SP50800G GREEN/BLACK

#### FLAT DRIVE TECH SPANNERS



#### CORDLESS TOOLS



#### KIT INCLUDES

- 1/4", 3/8" & 1/2" Dr sockets & accessories
- Quad Drive ROE spanners - 6 to 26mm & 1/4 to 1"
- Gear Drive spanners - 10 to 19mm & 5/16" to 3/4"
- Flare Nut spanners - 10 to 22 & 3/8" to 7/8"
- 12v Impact wrench & ratchet wrench
- Screwdrivers, bit sets, & hex key sets
- Pliers, cutters & adjustable wrenches
- Hammers - ball pein, soft/hard head
- Hacksaw & tape measure
- Centre punch, pin punch & chisel set
- Pry bar set & gasket scraper set
- Digital electrical multimeter & circuit tester
- Mechanics seat cover & magnetic mudguard protector
- SP merch pack
- + MUCH MORE

FULL TOOL LISTING AT SPTOOLS.COM



#### STAINLESS STEEL WORKTOP

#### BUILT-IN CABLE ACCESS PORTS

#### MAGNETIC MOUNT POWER BOARD

Unique on-board magnetic attachment system so you can move and use your power any where you need.

#### SUPER DUTY SPRING CASTORS

#### LARGE STORAGE CAPACITY

#### DUAL GAS STRUTS

#### SECURE LOCKING SYSTEM

#### EVA TOOL STORAGE

### 128" USA SUMO SERIES WORKSTATION TOOL KIT METRIC & SAE - 708 PIECE

COMBINED DIMENSIONS: 3250w x 622d x 1954h (mm)

#### STORAGE SOLUTION INCLUDES:

- Roller Cabinet - 21 Drawer
- Power Top Hutch - Shelf/Pegboard/Light/2x Power boards
- Side Cabinet - 3 Shelves/Clothes Hang Rail
- Side Cabinet - 4 Roller Shelves/1 Fixed Shelf

### > 3 COLOUR OPTIONS



SP50850 BLACK/CHROME  
SP50850BL BLUE/BLACK  
SP50850G GREEN/BLACK

#### FLAT DRIVE TECH SPANNERS



#### AIR TOOLS & CORDLESS TOOLS



#### 3/4" DR JUMBO SOCKETS



#### KIT INCLUDES

- 1/4", 3/8", 1/2" & 3/4" Dr sockets & accessories
- Quad Drive ROE spanners - 6 to 26mm & 1/4 to 1"
- Gear Drive Quad Drive spanners - 10 to 19mm & 5/16" to 3/4"
- Flare Nut spanners - 10 to 22 & 3/8" to 7/8" Double ring spanners - 8 to 24mm & 3/8" to 11/16"
- 12v & 18v Cordless impact wrench kits
- Air die grinder, ratchet wrench & impact wrench
- Screwdrivers, bit sets, & hex key sets
- Pliers, cutters & adjustable wrenches
- Hammers - ball pein, soft/hard head
- Hacksaw & tape measure
- Centre punch, pin punch & chisel set
- Pry bar set & gasket scraper set
- Digital electrical multimeter, tachometer & circuit tester
- Vernier callipers, oil filter wrench, line clamps & knife
- Mechanics creeper, seat cover & magnetic mudguard protector
- SP merch pack + MUCH MORE

FULL TOOL LISTING AT SPTOOLS.COM



OWN QUALITY TOOLS AND EQUIPMENT TODAY AND PAY THEM OFF WEEKLY!



SP EASY CREDIT CAN HELP YOU FINANCE YOUR SP TOOLS PURCHASE OVER THE COMBINED VALUE OF \$1000 AND REPAYMENTS START FROM AS LITTLE AS \$8 PER WEEK. APPLY NOW AT SPTOOLS.COM

STAY UP TO DATE WITH THE LATEST NEWS AND EVENTS. FOLLOW US ON



# USA SUMO SERIES

We all know that in the USA, "BIGGER IS BETTER". The culture of mechanical technicians is no different. With that in mind SP Tools set about designing a new range of tool storage that would not only satisfy the USA market, but do it bigger and better.

- INCLUDES MAGNETIC MOUNT POWER BOARD
- BUILT-IN LIGHTING
- STEEL PEGBOARD REAR WALL



**USA SUMO**

MAX **KG** LOAD **3200KG**

- 13 DRAWER ROLLER CABINET
- DOUBLE DRAWER BANK
- STAINLESS STEEL WORKTOP
- BUILT-IN CABLE ACCESS PORTS
- ROLLER DRAW SHELVES
- EXTREME DUTY SPRING CASTORS

**50% THICKER STEEL** **STEEL FRAME** **MAGNETIC POWER BOARD** **EXTRA HIGH CLEARANCE** **UV POWDER COATING** **MAX BALL BEARING SLIDES** **SUPER DUTY CASTORS**

## 3 COLOUR OPTIONS




## STACKABLE STORAGE

SP makes it easy to expand your tool kits storage as the time comes. These Tool Boxes and roller cabs can be stacked together.

Full Combined Dimensions: 2900w x 622d x 1752h (1954h with castors)

## 59" USA SUMO SERIES WIDE TOP HUTCHES & ROLLER CABINETS



### 59" USA SUMO SERIES POWER TOP HUTCH SHELF/PEGBOARD/LIGHT

1500w x 622d x 864H (mm)

- Heavy duty steel wall construction
- Includes magnetic mount power board with 4 power outlets and 2 USB ports, ideal for power tools, chargers, etc
- 2 Power board cable access ports
- Steel pegboard rear wall to organise frequently used tools
- 2 Built-in 600mm LED lights
- Fixed full length shelf
- Dual gas strut security panel stays
- Security panel folds away into hutch
- Internal locking system for extra security

SP44730 BLACK/CHROME  
 SP44730BL BLUE/BLACK  
 SP44730G GREEN/BLACK

### 59" USA SUMO SERIES ROLLER CABINET 13 DRAWER

1500w x 622d x 888H (mm) (1090H WITH CASTORS)

- Heavy duty steel wall construction
- Stainless steel work top
- Full length deep top drawer
- Includes magnetic mount power board
- Power board cable access ports on sides
- Soft Close drawers with heavy duty full extension ball bearing drawer slides
- SP Cliklok drawer locking system ensures drawers stay closed and secure
- Internal locking system for extra security
- Extreme duty spring casters - 4x lockable swivel
- Top drawer load weight: 120Kg
- Standard drawer load weight: 60Kg
- Bottom drawers load weight: 120Kg

Drawers Dimensions:

- 1x Drawer: 1367w x 575d x 115h
- 4x Drawers: 736w x 575d x 45h
- 1x Drawer: 736w x 575d x 100h
- 1x Drawer: 736w x 575d x 240h
- 4x Drawers: 566w x 575d x 45h
- 1x Drawer: 566w x 575d x 100h
- 1x Drawer: 566w x 575d x 240h

MAX **KG** LOAD **1600KG**

**OWN QUALITY TOOLS AND EQUIPMENT TODAY AND PAY THEM OFF WEEKLY!**

**FROM ONLY \$8 PER WEEK**

SP EASY CREDIT CAN HELP YOU FINANCE YOUR SP TOOLS PURCHASE OVER THE COMBINED VALUE OF \$1000 AND REPAYMENTS START FROM AS LITTLE AS \$8 PER WEEK\*.

• FAST, QUICK & EASY • NO ABN REQUIRED

**WEEKLY PAYMENT READY RECKONER\***

LOAN	1 YEAR	2 YEARS	3 YEARS	4 YEARS
\$1000	\$25	\$13	\$10	\$8
\$1500	\$37	\$20	\$14	\$11
\$2000	\$50	\$26	\$19	\$15
\$4000	\$99	\$52	\$37	\$29
\$6000	\$148	\$78	\$55	\$44

**SP EASY CREDIT**  
 APPLY AT SPTOOLS.COM

SP44725 BLACK/CHROME  
 SP44725BL BLUE/BLACK  
 SP44725G GREEN/BLACK

➔ **SIDE CABINETS** **PAGE 8**





# USA SUMO SERIES

We all know that in the USA, "BIGGER IS BETTER". The culture of mechanical technicians is no different. With that in mind SP Tools set about designing a new range of tool storage that would not only satisfy the USA market, but do it bigger and better.

INCLUDES 2 MAGNETIC MOUNT POWER BOARDS

BUILT-IN LIGHTING

STEEL PEGBOARD REAR WALL

3250mm (128")



USA SUMO

MAX LOAD 4000KG

21 DRAWER ROLLER CABINET

TRIPLE DRAWER BANK

STAINLESS STEEL WORKTOP

BUILT-IN CABLE ACCESS PORTS

ROLLER DRAW SHELVES

EXTREME DUTY SPRING CASTORS

50% THICKER STEEL

STEEL FRAME

MAGNETIC POWER BOARD

EXTRA HIGH CLEARANCE

UV POWDER COATING

MAX BALL BEARING SLIDES

SUPER DUTY CASTORS

3 COLOUR OPTIONS




## STACKABLE STORAGE

SP makes it easy to expand your tool kits storage as the time comes. These Tool Boxes and roller cabs can be stacked together.

Full Combined Dimensions: 3250w x 622d x 1752h (1954h with castors)

## 73" USA SUMO SERIES WIDE TOP HUTCHES & ROLLER CABINETS



### 73" USA SUMO SERIES POWER TOP HUTCH SHELF/PEGBOARD/LIGHT

1850w x 622d x 864H (mm)

- Heavy duty steel wall construction
- Includes 2x magnetic mount power boards, each with 4 power outlets and 2 USB ports, ideal for power tools, chargers, etc
- 2 Power board cable access ports
- Steel pegboard rear wall to organise frequently used tools
- 2 Built-in 600mm LED lights
- Fixed full length shelf
- Dual gas strut security panel stays
- Security panel folds away into hutch
- Internal locking system for extra security

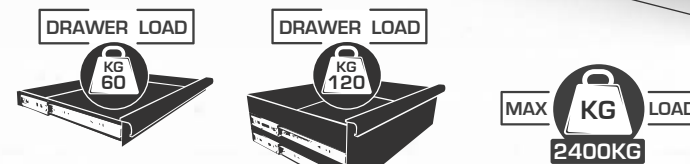
- SP44830 BLACK/CHROME
- SP44830BL BLUE/BLACK
- SP44830G GREEN/BLACK



### 73" USA SUMO SERIES ROLLER CABINET 21 DRAWER

1850w x 622d x 888H (mm) (1090H WITH CASTORS)

- Heavy duty steel wall construction
- Stainless steel work top
- Full length deep top drawer
- Includes magnetic mount power board
- Power board cable access ports on sides
- Soft Close drawers with heavy duty full extension ball bearing drawer slides
- SP Cliklok drawer locking system ensures drawers stay closed and secure
- Internal locking system for extra security
- Extreme duty spring casters - 4x lockable swivel
- Top drawer load weight: 120Kg
- Standard drawer load weight: 60Kg
- Bottom drawers load weight: 120Kg



- Drawers Dimensions:
- 1x Drawer: 1367w x 575d x 115h
  - 3x Drawers: 736w x 575d x 45h
  - 2x Drawer: 736w x 575d x 73h
  - 1x Drawer: 736w x 575d x 240h
  - 3x Drawers: 566w x 575d x 45h
  - 2x Drawer: 566w x 575d x 73h
  - 1x Drawer: 566w x 575d x 240h
  - 1x Drawer: 301w x 575d x 100h
  - 4x Drawers: 301w x 575d x 45h
  - 2x Drawers: 301w x 575d x 73h
  - 1x Drawer: 301w x 575d x 240h

- SP44825 BLACK/CHROME
- SP44825BL BLUE/BLACK
- SP44825G GREEN/BLACK



## MAGNETIC MOUNT POWER BOARD UNIQUE TO SP TOOLS



POSITION YOUR POWER BOARD ANYWHERE ON YOUR TOOL KIT.

All USA SUMO SERIES roll cabs, top hutches and side cabinets include several cable access points, strategically positioned to allow you to power or charge your tools and USB Powered devices as conveniently as possible. Each power board includes 4 individually switched surge protected power outlets and 4 USB ports.





## USA SUMO SERIES SIDE CABINETS

SUITS USA SUMO SERIES  
ROLLER CABINETS & TOP  
HUTCH COMBOS ONLY

### SIDE CABINETS

EXPANDING YOUR USA SUMO SERIES  
TOOL KIT STORAGE MADE SIMPLE.



4 SOFT CLOSE ROLLER  
DRAW SHELVES

#### 27" USA SUMO SERIES SIDE CABINETS

700w x 622D x 1954H (mm)

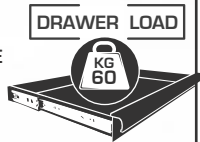
- Heavy duty steel wall construction
- Power board cable access ports on sides
- Internal locking system for extra security
- 2x extreme duty castors
- Reversible castors and doors - Side cabinet can be used on either side of the hutch and roller cabinet combo
- UV powder coating resists scratching
- Soft Close drawers with heavy duty full extension ball bearing drawer slides on roller drawer side cabinet

#### 3 FIXED SHELVES CLOTHES HANG RAIL

SP44885	BLACK/CHROME
SP44885BL	BLUE/BLACK
SP44885G	GREEN/BLACK

#### 4 ROLLER SHELVES 1 FIXED SHELF

SP44880	BLACK/CHROME
SP44880BL	BLUE/BLACK
SP44880G	GREEN/BLACK



LARGE VOLUME COMPARTMENT  
WITH CLOTHES HANG RAIL



SP'S RANGE OF USA SUMO SERIES SIDE CABINETS ARE DESIGNED TO EASILY FIT TO THE SIDE OF USA SUMO SERIES ROLLER CABINETS AND TOP HUTCH COMBOS.



- |                         |                       |                            |                             |                            |                             |
|-------------------------|-----------------------|----------------------------|-----------------------------|----------------------------|-----------------------------|
| HEAVY DUTY CONSTRUCTION | SECURE LOCKING SYSTEM | LARGE STORAGE COMPARTMENTS | BUILT-IN CABLE ACCESS PORTS | REVERSIBLE CASTORS & DOORS | EXTREME DUTY SPRING CASTORS |
|-------------------------|-----------------------|----------------------------|-----------------------------|----------------------------|-----------------------------|

- |                   |             |                      |                      |                   |                         |                    |
|-------------------|-------------|----------------------|----------------------|-------------------|-------------------------|--------------------|
| 50% THICKER STEEL | STEEL FRAME | MAGNETIC POWER BOARD | EXTRA HIGH CLEARANCE | UV POWDER COATING | MAX BALL BEARING SLIDES | SUPER DUTY CASTORS |
|-------------------|-------------|----------------------|----------------------|-------------------|-------------------------|--------------------|

### 3 COLOUR OPTIONS



### YOUR LOCAL DEALER

