

LOCKING FLEX HEAD DOUBLE BOX WRENCH SETS


- 180° flex head has 13 Locking Positions.
- Locking Switch.
- 72-teeth needs as little as 5° to move fastener while a regular wrench need 30° of sweep space.
- 15° Offset Traditional Box End helps to reduce swing obstacles and to minimize knuckle fatigue.
- Made by heat-treated Chrome Vanadium Steel for strength exceeding international specifications.
- Professional Plating prevents wrenches from corrosion.
- Superior life-time test.



Locking Switch.



5° space requirement for each turn.



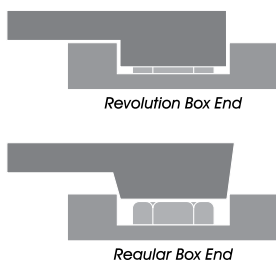
Ratchet Head allows wrench to travel without removing from fastener.



180° flex head has 13 Locking Positions.



15° Offset Box End helps to reduce swing obstacles and to minimize knuckle fatigue.



8PC - METRIC

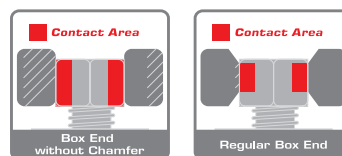
Model No.	Sets Contents
SP10628	• 8, 10, 12, 13, 14, 15, 17 & 19mm

6PC - SAE

Model No.	Sets Contents
SP10676	• 5/16, 3/8, 1/2, 9/16, 11/16 & 3/4"

Dual Flat Drive BOX END WITHOUT CHAMFER

- Box End without Chamfer increases the contact area with nuts, enhancing the torque of wrench.



Box end without chamfer fits all types of corrupted nuts.